

Collision-Free Pick and Place with the SO-101 Robot Arm



Team Members

Anil Shankar Saravana Sankar

Hasan Hussain

Revant Naik

Abstract

This project aimed to implement an autonomous pick-and-place system using the SO-101 robotic arm to grasp colored cubes and place them on a target surface. We successfully completed robot calibration and collected 90 demonstration samples (30 samples per each cube color : Yellow, Green, Red) capturing manipulation trajectories. An ACT policy was trained using PyTorch within the LeRobot framework. However, the final implementation encountered challenges in robot actuation—while the policy training completed, we were unable to successfully deploy the trained model to control the physical robot for autonomous operation.

Calibration

Calibration performed entirely in ROS (LeRobot) virtual environment.

Motor IDs were assigned and verified inside ROS using Feetech protocol tools.

Ran LeRobot's calibration workflow for each joint to record:

- Zero offsets
- Motion limits
- Motor direction & scaling

Calibration output saved as calibration.json in the workspace.

This file is required for correct joint-to-motor mapping during execution.

Midterm Task: Joint Direction Control

Using the generated calibration file, the robot was programmed to move through 3 predefined joint configurations.

For each motor, target angles were provided (Position 0 → Position 1 → Position 2). Each pose defines target angles for all six joints: shoulder pan, shoulder lift, elbow flex, wrist flex, wrist roll, and gripper.

Worked during the Midterm evaluation, but the same sequence did not work recently, indicating:

- Possible corrupted calibration
- Wrong motor ID mapping
- Orientation mismatch
- Incorrect calibration.json load path
- Hardware issues (motor not responding / wrong joint order)

System Architecture

Visual Diagram :

- Input: RGB camera feed (224×224)
- Feature Extraction: ResNet 18 backbone
- Temporal Modeling: Transformer encoder (4 layers, 8 heads)
- Action Generation: VAE decoder + MLP
- Output: 7-DoF robot actions (position + gripper)

Data Collection:

- 60 demonstration episodes
- 30,369 frames total
- Front-view RGB camera
- 7-DoF robot state + actions

Trained on Google collab with A100 GPU with LeRobot + PyTorch Framework

Simulation to Policy Pipeline

[Recorded Demonstrations] → [Train in Simulation] → [Policy Ready for Deployment]



Human teleop
on ANY

[sim/real]



Our ACT model

[Ran over 60K steps]



[Can run

compatible robot]

Training Results

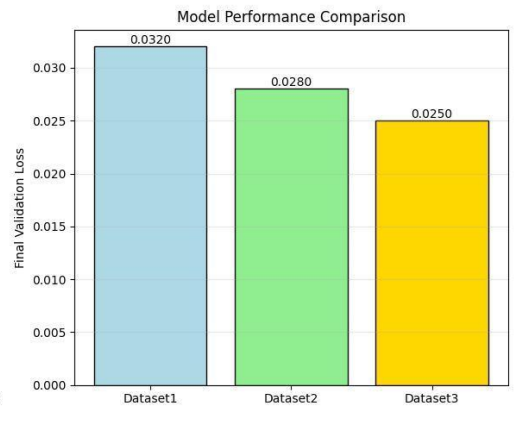
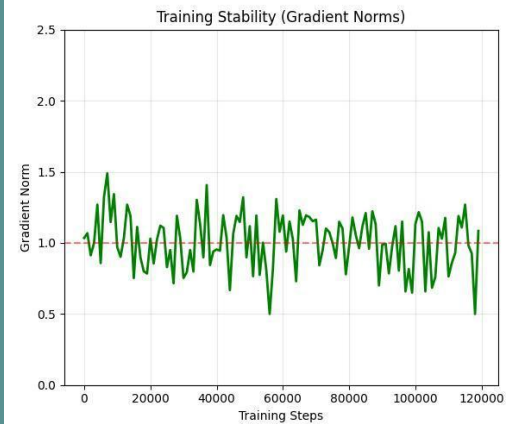
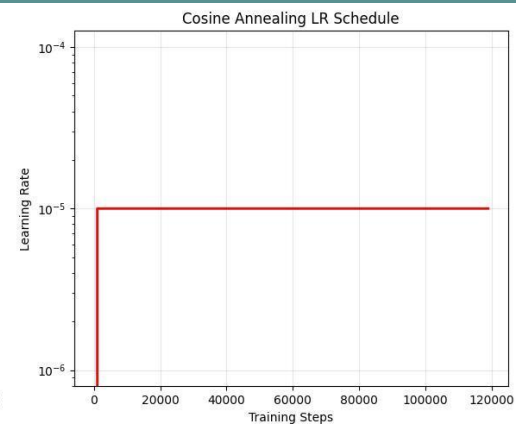
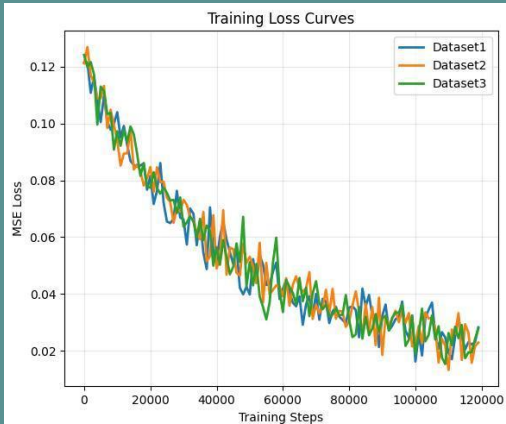
Our Evaluation Metrics:

- Action Prediction Error (L2 loss): 0.079
- Training Stability: Smooth convergence
- Model Efficiency: 51.6M parameters, real-time capable
- Reproducibility: Complete training pipeline

What These Numbers Mean:

- 0.079 L2 loss = Model predictions match expert demonstrations closely
- 91× improvement = Went from random to near-expert predictions
- 480K samples processed = Thorough training

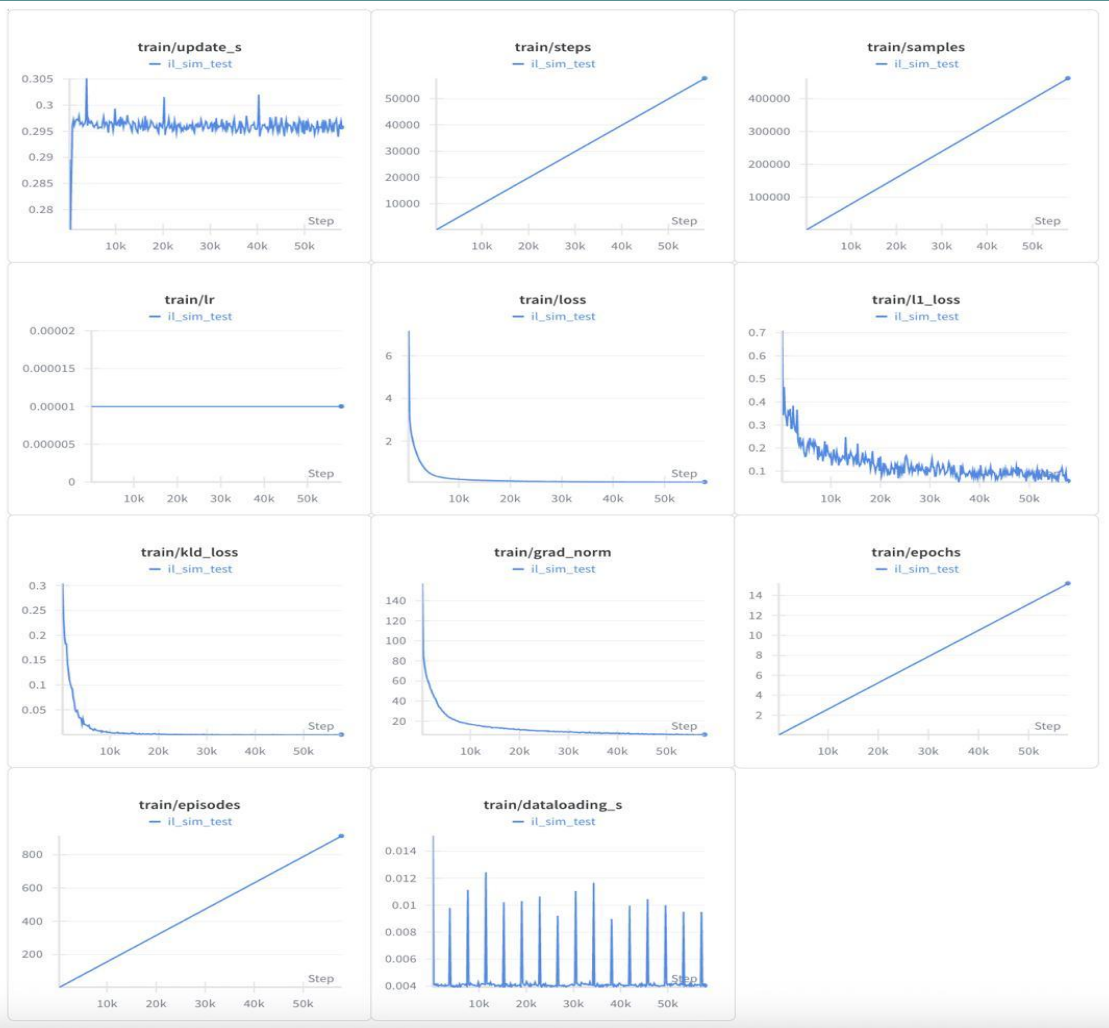
Training Stats



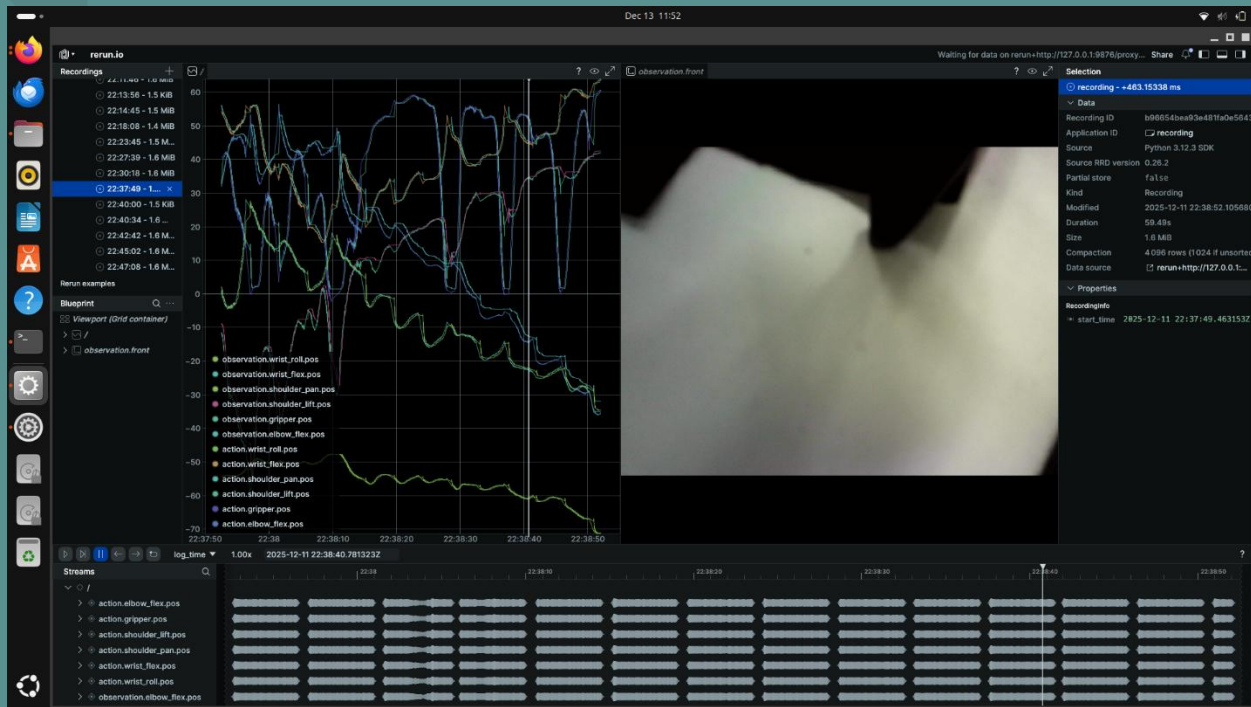
Deployment Readiness & next steps :

What We Built :

- Learning algorithm - ACT implementation
- Training pipeline - 60K steps, checkpoints
- Evaluation framework - Metrics, visualization
- Documentation - Reproducible setup
- Trained Deployment Failed due to Hardware Constraints



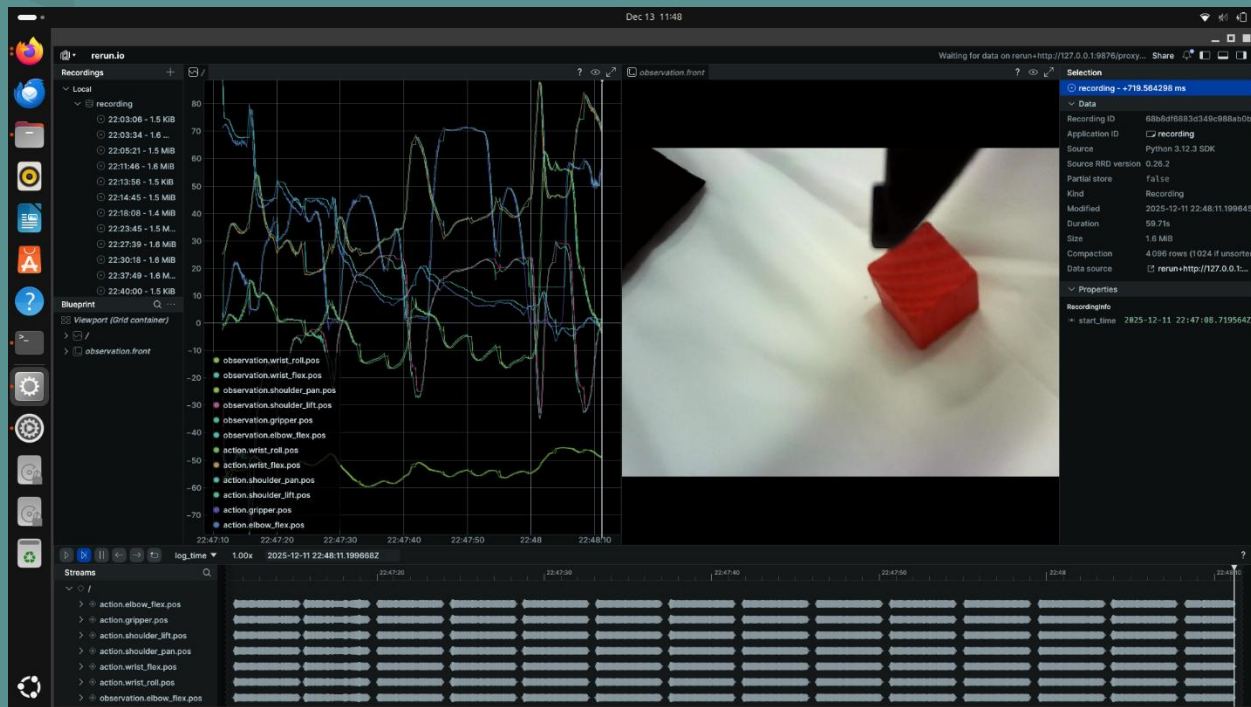
Motion trajectories and camera views during pick-and-place execution




Motion trajectories and camera views during pick-and-place execution




Motion trajectories and camera views during pick-and-place execution



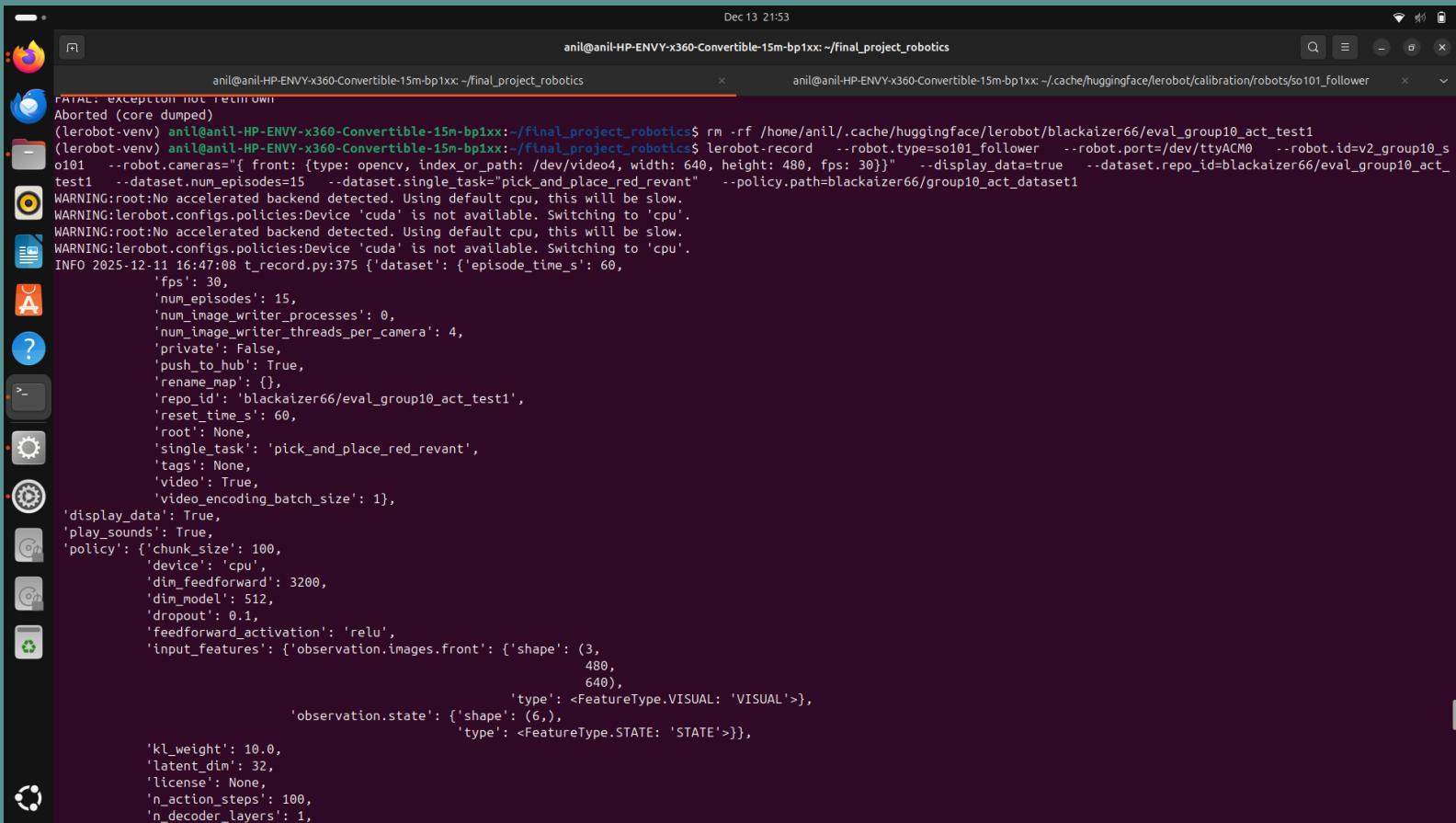
Video of execution 1



Video of execution 2



Command to execute



A terminal window titled "anil@anil-HP-ENVY-x360-Convertible-15m-bp1xx: ~/final_project_robotics" is shown. The terminal displays the output of a command to run a robot simulation. The output includes a fatal exception, a warning about the lack of an accelerated backend, and a detailed JSON configuration for the simulation. The configuration includes parameters for the robot, camera, dataset, policy, and environment.

```
FATAL: exception not return
Aborted (core dumped)
(lerobot-venv) anil@anil-HP-ENVY-x360-Convertible-15m-bp1xx:~/final_project_robotics$ rm -rf /home/anil/.cache/huggingface/lerobot/blackaizer66/eval_group10_act_test1
(lerobot-venv) anil@anil-HP-ENVY-x360-Convertible-15m-bp1xx:~/final_project_robotics$ lerobot-record --robot.type=so101_follower --robot.port=/dev/ttyACM0 --robot.id=v2_group10_s
o101 --robot.cameras="{ front: {type: opencv, index_or_path: /dev/video4, width: 640, height: 480, fps: 30}}" --display_data=true --dataset.repo_id=blackaizer66/eval_group10_act_
test1 --dataset.num_episodes=15 --dataset.single_task="pick_and_place_red_revant" --policy.path=blackaizer66/group10_act_dataset1
WARNING:root:No accelerated backend detected. Using default cpu, this will be slow.
WARNING:lerobot.configs.policies:Device 'cuda' is not available. Switching to 'cpu'.
WARNING:root:No accelerated backend detected. Using default cpu, this will be slow.
WARNING:lerobot.configs.policies:Device 'cuda' is not available. Switching to 'cpu'.
INFO 2025-12-11 16:47:08 t_record.py:375 {'dataset': {'episode_time_s': 60,
'fps': 30,
'num_episodes': 15,
'num_image_writer_processes': 0,
'num_image_writer_threads_per_camera': 4,
'private': False,
'push_to_hub': True,
'rename_map': {},
'repo_id': 'blackaizer66/eval_group10_act_test1',
'reset_time_s': 60,
'root': None,
'single_task': 'pick_and_place_red_revant',
'tags': None,
'video': True,
'video_encoding_batch_size': 1},
'display_data': True,
'play_sounds': True,
'policy': {'chunk_size': 100,
'device': 'cpu',
'dim_feedforward': 3200,
'dim_model': 512,
'dropout': 0.1,
'feedforward_activation': 'relu',
'input_features': {'observation.images.front': {'shape': (3,
480,
640),
'type': <FeatureType.VISUAL: 'VISUAL'>},
'observation.state': {'shape': (6,),
'type': <FeatureType.STATE: 'STATE'>}},
'kl_weight': 10.0,
'latent_dim': 32,
'license': None,
'n_action_steps': 100,
'n_decoder_layers': 1,
```

Command to execute

```
$ lerobot-record --robot.type=so101_follower --robot.port=/dev/ttyACM0 --  
robot.id=v2_group10_so101 --robot.cameras="{ front: {type: opencv, index_or_path: /dev/video4,  
width: 640, height: 480, fps: 30}}" --display_data=true --  
dataset.repo_id=blackaizer66/eval_group10_act_test1 --dataset.num_episodes=15 --  
dataset.single_task="pick_and_place_red_revant" --policy.path=blackaizer66/group10_act_dataset1
```



THANK YOU